



ASBK.COM.AU f t i y

# Winton Motor Raceway : OFFICIAL TEST : April 11 & 12

## SUPERSPORT 300 / YAMAHA R3 CUP

### Wednesday Practice 4

Date: 12/04/17  
 Event: P22  
 Weather: Sunny - 23.2C  
 Track: Dry - 37.4C

Started at: 15:07:32  
 Laps: 30 Min  
 Starters: 12  
 Printed at: 16:01

### CLASSIFICATION

Pos	No	Name	Class	Machine	Fastest Lap	On Lap	Behind Prev	Behind Leader	Top Speed
1	41	Max CROKER (NSW) / KTM Australia / Nolan / Ron Angel Classic Racing / Gold n Tint Signage	O300	KTM RC 390	1:33.657	11 of 18			163
2	86	Oliver BAYLISS (QLD)	U300	Kawasaki Ninja 300	1:33.833	5 of 11	.176	.176	161
3	39	Scott NICHOLSON (VIC) / G. Williams Motorcycle Engineering / Traction Control Suspension	U300	Kawasaki Ninja 300	1:34.262	4 of 14	.429	.605	156
4	33	Reid BATTYE (NSW) / DB Racing / IPONE / Ficeda Accessories / Shark Helmets / Falco / IXON	U300	Kawasaki Ninja 300	1:34.299	12 of 17	.037	.642	159
5	333	Yannis SHAW (NSW) / BCperformance Junior Team / LandscapeSupplies.com.au / Ipone	U300	Kawasaki Ninja 300	1:34.485	6 of 16	.186	.828	156
6	42	Jack PASSFIELD (NSW) / Stay Upright / GASD Suspension / D Moto / Valley Fitness / Link Int.	O300	Yamaha R3 321	1:34.833	3 of 13	.348	1.176	156
7	34	Boyd HOCKING (VIC) / DPH Motorsport Yamaha	O300	Yamaha R3 321	1:37.513	6 of 16	2.680	3.856	154
8	57	Seth CRUMP	O300	KTM RC 390	1:37.753	11 of 14	.240	4.096	160
9	152	Dan THOMAS (NSW) / LTR / Inglis Racing / Marriott Smash Repair / Super Moto Armidale	O300	Yamaha R3 321	1:38.016	7 of 7	.263	4.359	153
10	337	Gregory FARRELL (NSW) / BCperformance / Landscapesupplies.com.au	U300	Kawasaki Ninja 300	1:41.425	4 of 7	3.409	7.768	154
11	31	Chris DOBIE (NSW) / AMCN / Pirelli / YMF / Fred Gassit Yukkarn	O300	Yamaha R3 321	1:42.439	13 of 13	1.014	8.782	148
12	70	Troy RYAN	O300	Yamaha R3 321	1:47.139	6 of 17	4.700	13.482	153

Current best lap for SS300 class - 1:33.207 by Drew SELLS (VIC) on a Kawasaki Ninja 300 set on 12/04/17



*Scott Laing*  
 Chief Time Keeper - Scott Laing

Clerk of Course - Simon Maas

Computime Race Timing Systems Pty Ltd © 1996  
 Licensed to Computime Race Timing Systems

[www.computime.com.au](http://www.computime.com.au)

COMPUTIME RACE TIMING SYSTEMS PTY LTD





ASBK.COM.AU f t i y

# Winton Motor Raceway : OFFICIAL TEST : April 11 & 12

## SUPERSPORT 300 / YAMAHA R3 CUP

### Wednesday Practice 4

Date: 12/04/17  
 Event: P22  
 Weather: Sunny - 23.2C  
 Track: Dry - 37.4C



Started at: 15:07:32  
 Laps: 30 Min  
 Starters: 12  
 Printed at: 16:01

### LAP TIMES

No	Name	Lap 1	Lap 2	Lap 3	Lap 4	Lap 5	Lap 6	Lap 7	Lap 8	Lap 9	Lap 10
31	Chris DOBIE (NSW)	1:51.412	1:44.045	1:53.193	1:46.696	1:43.045	1:43.166	1:43.464	1:42.929	1:42.500	1:43.077
10		1:42.545	1:43.023	<b>1:42.439</b>							
33	Reid BATTYE (NSW)	1:44.814	1:37.038	1:35.094	1:34.679	1:34.904	2:45.846	1:43.767	3:10.907	1:42.157	1:34.509
10		1:34.793	<b>1:34.299</b>	1:34.621	1:36.732	1:36.919	1:40.720	1:34.628			
34	Boyd HOCKING (VIC)	1:46.004	1:38.833	1:38.001	1:38.071	1:37.952	<b>1:37.513</b>	3:50.298	1:46.331	1:38.092	1:38.405
10		1:38.144	1:37.883	1:38.074	1:37.525	1:37.621	1:37.860				
39	Scott NICHOLSON (VIC)	1:39.715	1:35.464	1:34.698	<b>1:34.262</b>	1:34.985	1:35.209	1:34.834	1:34.616	1:34.340	1:34.629
10		2:51.448	1:42.569	1:34.881	1:34.842						
41	Max CROKER (NSW)	2:10.681	1:36.842	1:35.145	1:34.710	1:34.062	1:38.248	1:34.139	1:33.735	1:33.897	1:35.210
10		<b>1:33.657</b>	1:40.429	1:35.554	1:42.813	1:44.452	1:36.233	1:34.435	1:34.407		
42	Jack PASSFIELD (NSW)	1:37.573	1:36.414	<b>1:34.833</b>	1:35.506	1:35.441	1:35.220	1:36.251	1:35.280	1:37.382	4:31.970
10		1:52.362	1:40.953	1:38.383							
57	Seth CRUMP	1:47.088	1:43.351	1:39.592	1:40.361	1:41.066	1:39.403	1:39.991	1:40.420	1:38.857	1:56.458
10		<b>1:37.753</b>	1:40.875	1:41.796	1:38.411						
70	Troy RYAN	1:59.933	1:51.805	1:50.667	1:50.493	1:48.985	<b>1:47.139</b>	1:48.430	1:48.318	1:48.282	1:48.200
10		1:48.375	1:47.818	1:47.840	1:47.904	1:47.575	1:47.985	1:48.429			
86	Oliver BAYLISS (QLD)	1:41.515	3:21.499	1:42.855	1:36.113	<b>1:33.833</b>	1:35.674	1:34.816	1:33.887	1:35.284	1:34.963
10		1:33.927									
152	Dan THOMAS (NSW)	1:44.177	1:39.386	1:38.508	1:38.137	5:16.857	1:41.458	<b>1:38.016</b>			
333	Yannis SHAW (NSW)	1:37.504	1:36.060	1:34.778	1:35.585	1:35.685	<b>1:34.485</b>	1:36.835	1:35.325	1:34.716	1:34.718
10		1:34.695	1:45.599	1:35.088	1:37.169	1:38.097	1:35.715				
337	Gregory FARRELL (NSW)	1:47.377	1:41.917	1:41.446	<b>1:41.425</b>	1:42.322	1:42.005	1:42.309			

*Spott*  
 Chief Time Keeper - Spott Laing

Clerk of Course - Simon Maas



Computime Race Timing Systems Pty Ltd © 1996  
 Licensed to Computime Race Timing Systems

[www.computime.com.au](http://www.computime.com.au)

COMPUTIME RACE TIMING SYSTEMS PTY LTD



ASBK.COM.AU f t i y

# Winton Motor Raceway : OFFICIAL TEST : April 11 & 12

## SUPERSPORT 300 / YAMAHA R3 CUP

### Wednesday Practice 4

Date: 12/04/17  
 Event: P22  
 Weather: Sunny - 23.2C  
 Track: Dry - 37.4C


Started at: 15:07:32  
 Laps: 30 Min  
 Starters: 12  
 Printed at: 16:01

### SPLIT TIMES

Lap	Split 1	Split 2	Split 3	Split 4	Lap Time	Spd	Lap	Split 1	Split 2	Split 3	Split 4	Lap Time	Spd
<b>31 Chris DOBIE (NSW) (11th)</b>							9	13.954	16.531	34.518	33.089	1:38.092	151
1	18.812	19.455	37.614	35.531	1:51.412 P		10	13.887	16.290	34.334	33.894	1:38.405	152
2	14.948	17.994	36.229	34.874	1:44.045	143	11	13.869	16.406	34.490	33.379	1:38.144	151
3	15.125	17.705	36.115	44.248	1:53.193	143	12	14.008	16.361	34.256	33.258	1:37.883	151
4	14.929	20.056	36.550	35.161	1:46.696	143	13	13.945	16.316	34.334	33.479	1:38.074	150
5	14.639	17.644	35.715	35.047	1:43.045	144	14	13.879	<b>16.238</b>	34.348	33.060	1:37.525	151
6	14.697	17.657	35.857	34.955	1:43.166	143	15	13.910	16.354	34.294	33.063	1:37.621	151
7	14.890	17.775	35.916	34.883	1:43.464	142	16	13.818	16.418	34.366	33.258	1:37.860	152
8	14.575	17.446	36.049	34.859	1:42.929	144	<b>39 Scott NICHOLSON (VIC) (3rd)</b>						
9	14.590	17.636	<b>35.347</b>	34.927	1:42.500	148	1	16.948	16.370	33.469	32.928	1:39.715 P	
10	14.523	17.589	36.291	<b>34.674</b>	1:43.077	144	2	13.605	16.017	33.236	32.606	1:35.464	153
11	14.554	<b>17.424</b>	35.787	34.780	1:42.545	146	3	13.505	15.834	32.841	32.518	1:34.698	153
12	14.681	17.502	35.866	34.974	1:43.023	144	4	13.322	15.860	<b>32.774</b>	<b>32.306</b>	<b>1:34.262</b>	153
13	<b>14.351</b>	17.589	35.639	34.860	<b>1:42.439</b>	144	5	<b>13.310</b>	16.357	32.877	32.441	1:34.985	156
<b>33 Reid BATTYE (NSW) (4th)</b>							6	13.389	15.859	33.405	32.556	1:35.209	153
1	18.607	17.256	35.722	33.229	1:44.814 P		7	13.456	<b>15.813</b>	33.054	32.511	1:34.834	153
2	13.448	16.449	33.994	33.147	1:37.038	155	8	13.353	15.883	32.900	32.480	1:34.616	154
3	13.267	16.035	33.364	32.428	1:35.094	155	9	13.354	15.833	32.830	32.323	1:34.340	155
4	<b>13.093</b>	15.965	33.143	32.478	1:34.679	157	10	13.401	15.866	32.831	32.531	1:34.629	155
5	13.194	15.971	33.402	32.337	1:34.904	158	11	14.062	17.973	35.433	1:43.980	2:51.448	154
6	13.550	17.547	35.200	1:39.549	2:45.846	157	12	17.573	18.311	33.844	32.841	1:42.569 P	
7	20.008	16.786	34.297	32.676	1:43.767 P		13	13.449	16.164	32.919	32.349	1:34.881	153
8	13.438	16.251	34.310	2:06.908	3:10.907	158	14	13.363	15.864	33.109	32.506	1:34.842	154
9	18.803	16.339	34.208	32.807	1:42.157 P		<b>41 Max CROKER (NSW) (1st)</b>						
10	13.302	15.794	33.110	32.303	1:34.509	157	1	44.952	17.526	35.273	32.930	2:10.681 P	
11	13.157	15.846	33.248	32.542	1:34.793	158	2	13.910	16.679	33.839	32.414	1:36.842	160
12	13.139	15.879	<b>33.035</b>	32.246	<b>1:34.299</b>	157	3	13.362	16.231	33.341	32.211	1:35.145	159
13	13.188	<b>15.778</b>	33.267	32.388	1:34.621	158	4	13.179	15.975	33.227	32.329	1:34.710	162
14	13.483	16.714	33.544	32.991	1:36.732	159	5	13.191	15.948	32.971	31.952	1:34.062	159
15	13.342	15.997	33.499	34.081	1:36.919	154	6	14.343	17.862	33.866	32.177	1:38.248	160
16	13.333	16.077	36.931	34.379	1:40.720	158	7	13.213	16.006	33.072	31.848	1:34.139	159
17	13.321	15.960	33.232	<b>32.115</b>	1:34.628	155	8	<b>13.045</b>	15.940	32.939	31.811	1:33.735	162
<b>34 Boyd HOCKING (VIC) (7th)</b>							9	13.051	15.962	<b>32.858</b>	32.026	1:33.897	161
1	19.363	17.087	35.888	33.666	1:46.004 P		10	13.929	16.050	33.511	<b>31.720</b>	1:35.210	160
2	14.117	16.983	34.383	33.350	1:38.833	149	11	13.051	<b>15.896</b>	32.925	31.785	<b>1:33.657</b>	163
3	14.006	16.505	34.381	33.109	1:38.001	150	12	14.012	17.348	34.420	34.649	1:40.429	162
4	14.031	16.654	34.393	32.993	1:38.071	151	13	13.462	16.165	33.063	32.864	1:35.554	158
5	14.107	16.493	34.375	<b>32.977</b>	1:37.952	152	14	15.671	18.424	36.096	32.622	1:42.813	143
6	<b>13.802</b>	16.360	<b>34.202</b>	33.149	<b>1:37.513</b>	154	15	13.230	16.889	40.698	33.635	1:44.452	159
7	14.093	16.425	37.614	2:42.166	3:50.298	152	16	14.060	16.665	33.325	32.183	1:36.233	160
8	19.890	17.463	35.362	33.616	1:46.331 P		17	13.203	16.127	32.988	32.117	1:34.435	159

*Scott Laing*  
 Chief Time Keeper - Scott Laing

Clerk of Course - Simon Maas



Computime Race Timing Systems Pty Ltd © 1996  
 Licensed to Computime Race Timing Systems

[www.computime.com.au](http://www.computime.com.au)

COMPUTIME RACE TIMING SYSTEMS PTY LTD



ASBK.COM.AU f t i y

# Winton Motor Raceway : OFFICIAL TEST : April 11 & 12

## SUPERSPORT 300 / YAMAHA R3 CUP

### Wednesday Practice 4

Date: 12/04/17  
 Event: P22  
 Weather: Sunny - 23.2C  
 Track: Dry - 37.4C



Started at: 15:07:32  
 Laps: 30 Min  
 Starters: 12  
 Printed at: 16:01

### SPLIT TIMES

Lap	Split 1	Split 2	Split 3	Split 4	Lap Time	Spd	Lap	Split 1	Split 2	Split 3	Split 4	Lap Time	Spd
18	13.133	16.088	33.067	32.119	1:34.407	158	9	15.426	18.647	38.305	35.904	1:48.282	151
<b>42 Jack PASSFIELD (NSW) (6th)</b>							10	15.171	18.556	38.177	36.296	1:48.200	152
1	19.569	16.943	34.753	33.592	1:44.857		11	15.134	18.576	38.621	36.044	1:48.375	153
2	13.797	16.532	33.879	33.365	1:37.573	150	12	15.132	18.634	38.366	<b>35.686</b>	1:47.818	151
3	13.814	16.282	33.562	32.756	1:36.414	147	13	15.114	18.477	38.146	36.103	1:47.840	150
4	13.370	15.960	<b>33.036</b>	<b>32.467</b>	<b>1:34.833</b>	153	14	15.300	18.421	38.224	35.959	1:47.904	151
5	13.357	15.995	33.535	32.619	1:35.506	155	15	<b>15.061</b>	18.395	38.110	36.009	1:47.575	152
6	13.508	16.210	33.148	32.575	1:35.441	155	16	15.158	18.244	38.187	36.396	1:47.985	151
7	13.478	16.072	33.082	32.588	1:35.220	155	17	15.345	18.638	38.439	36.007	1:48.429	151
8	13.435	15.993	34.099	32.724	1:36.251	153	<b>86 Oliver BAYLISS (QLD) (2nd)</b>						
9	<b>13.314</b>	15.932	33.133	32.901	1:35.280	156	1	16.733	16.656	34.172	33.954	1:41.515 P	
10	13.329	<b>15.926</b>	34.248	33.879	1:37.382	153	2	13.885	16.125	33.532	2:17.957	3:21.499	155
11	13.906	16.885	36.571	3:24.608	4:31.970	150	3	18.196	16.796	34.924	32.939	1:42.855 P	
12	22.611	18.086	36.482	35.183	1:52.362 P		4	13.623	16.023	33.991	32.476	1:36.113	158
13	14.949	17.291	34.894	33.819	1:40.953	151	5	<b>13.119</b>	<b>15.680</b>	32.924	32.110	<b>1:33.833</b>	157
14	13.868	16.687	34.039	33.789	1:38.383	152	6	13.552	16.000	33.668	32.454	1:35.674	161
<b>57 Seth CRUMP (8th)</b>							7	13.524	16.078	32.932	32.282	1:34.816	157
1	20.744	17.314	35.464	33.566	1:47.088 P		8	13.199	15.744	32.808	32.136	1:33.887	159
2	14.037	16.544	34.770	38.000	1:43.351	156	9	13.320	15.933	32.844	33.187	1:35.284	159
3	14.023	16.615	35.571	33.383	1:39.592	156	10	13.469	15.814	33.441	32.239	1:34.963	160
4	14.902	16.616	35.323	33.520	1:40.361	160	11	13.288	15.839	<b>32.713</b>	<b>32.087</b>	1:33.927	157
5	14.057	16.579	36.034	34.396	1:41.066	158	<b>152 Dan THOMAS (NSW) (9th)</b>						
6	13.964	16.687	34.844	33.908	1:39.403	157	1	16.833	17.579	35.784	33.981	1:44.177 P	
7	13.998	16.732	35.946	33.315	1:39.991	157	2	14.375	16.696	34.822	33.493	1:39.386	150
8	14.313	17.011	35.674	33.422	1:40.420	160	3	14.214	16.399	34.309	33.586	1:38.508	150
9	14.005	16.826	34.775	33.251	1:38.857	159	4	<b>13.910</b>	16.519	34.557	<b>33.151</b>	1:38.137	149
10	14.119	16.754	<b>34.255</b>	51.330	1:56.458	159	5	14.107	22.676	38.854	4:01.220	5:16.857	151
11	<b>13.852</b>	<b>16.499</b>	34.364	<b>33.038</b>	<b>1:37.753</b>	157	6	16.743	16.776	<b>34.308</b>	33.631	1:41.458 P	
12	14.940	17.430	35.259	33.246	1:40.875	158	7	13.915	<b>16.382</b>	34.486	33.233	<b>1:38.016</b>	153
13	13.991	16.511	36.335	34.959	1:41.796	158	<b>333 Yannis SHAW (NSW) (5th)</b>						
14	13.952	16.615	34.548	33.296	1:38.411	157	1	19.972	16.954	34.725	33.249	1:44.900	
<b>70 Troy RYAN (12th)</b>							2	13.582	16.706	34.166	33.050	1:37.504	156
1	19.781	20.290	42.005	37.857	1:59.933 P		3	13.485	16.479	33.394	32.702	1:36.060	151
2	15.873	19.036	39.742	37.154	1:51.805	149	4	13.344	16.019	33.117	<b>32.298</b>	1:34.778	151
3	15.582	18.891	39.442	36.752	1:50.667	148	5	13.347	16.278	33.484	32.476	1:35.585	154
4	15.553	18.681	39.225	37.034	1:50.493	151	6	13.610	16.326	33.060	32.689	1:35.685	154
5	15.466	18.574	38.291	36.654	1:48.985	151	7	13.184	16.120	32.862	32.319	<b>1:34.485</b>	153
6	15.232	<b>18.221</b>	<b>37.754</b>	35.932	<b>1:47.139</b>	150	8	13.193	16.931	34.098	32.613	1:36.835	155
7	15.351	18.296	38.416	36.367	1:48.430	151	9	13.204	15.953	32.883	33.285	1:35.325	155
8	15.191	18.507	38.318	36.302	1:48.318	150	10	13.179	16.083	32.864	32.590	1:34.716	154

*Spott*  
 Chief Time Keeper - Spott Laing

Clerk of Course - Simon Maas



Computime Race Timing Systems Pty Ltd © 1996  
 Licensed to Computime Race Timing Systems

[www.computime.com.au](http://www.computime.com.au)

COMPUTIME RACE TIMING SYSTEMS PTY LTD





ASBK.COM.AU f t i y

# Winton Motor Raceway : OFFICIAL TEST : April 11 & 12

## SUPERSPORT 300 / YAMAHA R3 CUP

### Wednesday Practice 4

Date: 12/04/17  
 Event: P22  
 Weather: Sunny - 23.2C  
 Track: Dry - 37.4C

Started at: 15:07:32  
 Laps: 30 Min  
 Starters: 12  
 Printed at: 16:01

### SPLIT TIMES

Lap	Split 1	Split 2	Split 3	Split 4	Lap Time	Spd	Lap	Split 1	Split 2	Split 3	Split 4	Lap Time	Spd
11	13.212	16.078	32.932	32.496	1:34.718	154	1	18.566	17.631	36.536	34.644	1:47.377 P	
12	<b>13.087</b>	16.170	<b>32.805</b>	32.633	1:34.695	153	2	14.564	<b>16.975</b>	36.169	34.209	1:41.917	146
13	15.004	19.028	38.150	33.417	1:45.599	153	3	14.319	17.109	<b>35.725</b>	34.293	1:41.446	150
14	13.283	16.246	33.153	32.406	1:35.088	152	4	14.222	17.035	36.280	<b>33.888</b>	<b>1:41.425</b>	149
15	13.465	16.781	34.129	32.794	1:37.169	153	5	<b>14.150</b>	17.874	36.152	34.146	1:42.322	154
16	13.696	16.240	33.594	34.567	1:38.097	156	6	14.281	17.041	36.000	34.683	1:42.005	151
17	13.307	<b>15.949</b>	33.268	33.191	1:35.715	154	7	14.691	17.125	35.776	34.717	1:42.309	148

337 Gregory FARRELL (NSW) (10th)



*Scott Laing*  
 Chief Time Keeper - Scott Laing

Clerk of Course - Simon Maas

Computime Race Timing Systems Pty Ltd © 1996  
 Licensed to Computime Race Timing Systems

[www.computime.com.au](http://www.computime.com.au)

COMPUTIME RACE TIMING SYSTEMS PTY LTD





ASBK.COM.AU f t i y

# Winton Motor Raceway : OFFICIAL TEST : April 11 & 12

## SUPERSPORT 300 / YAMAHA R3 CUP

### Wednesday Practice 4

Date: 12/04/17  
 Event: P22  
 Weather: Sunny - 23.2C  
 Track: Dry - 37.4C



Started at: 15:07:32  
 Laps: 30 Min  
 Starters: 12  
 Printed at: 16:01

### FASTEST LAPS SEQUENCE

Race Time	No	Name	Machine	Fastest Lap	On Lap
1:43.414	86	Oliver BAYLISS (QLD)	Kawasaki Ninja 300	1:41.515	1
2:16.172	39	Scott NICHOLSON (VIC)	Kawasaki Ninja 300	1:39.715	1
3:22.404	333	Yannis SHAW (NSW)	Kawasaki Ninja 300	1:37.504	1
3:48.362	33	Reid BATTYE (NSW)	Kawasaki Ninja 300	1:37.038	2
3:51.636	39	Scott NICHOLSON (VIC)	Kawasaki Ninja 300	1:35.464	2
5:23.456	33	Reid BATTYE (NSW)	Kawasaki Ninja 300	1:35.094	3
5:26.334	39	Scott NICHOLSON (VIC)	Kawasaki Ninja 300	1:34.698	3
6:58.135	33	Reid BATTYE (NSW)	Kawasaki Ninja 300	1:34.679	4
7:00.596	39	Scott NICHOLSON (VIC)	Kawasaki Ninja 300	1:34.262	4
9:57.441	41	Max CROKER (NSW)	KTM RC 390	1:34.062	5
9:57.714	86	Oliver BAYLISS (QLD)	Kawasaki Ninja 300	1:33.833	5
14:43.563	41	Max CROKER (NSW)	KTM RC 390	1:33.735	8
19:26.327	41	Max CROKER (NSW)	KTM RC 390	1:33.657	11

*Scott Laing*  
 Chief Time Keeper - Scott Laing

.....  
 Clerk of Course - Simon Maas



Computime Race Timing Systems Pty Ltd © 1996  
 Licensed to Computime Race Timing Systems

[www.computime.com.au](http://www.computime.com.au)

COMPUTIME RACE TIMING SYSTEMS PTY LTD



ASBK.COM.AU f t i y

# Winton Motor Raceway : OFFICIAL TEST : April 11 & 12

## SUPERSPORT 300 / YAMAHA R3 CUP

### Wednesday Practice 4

Date: 12/04/17  
 Event: P22  
 Weather: Sunny - 23.2C  
 Track: Dry - 37.4C

Started at: 15:07:32  
 Laps: 30 Min  
 Starters: 12  
 Printed at: 16:01

### BEST PARTIAL TIMES

Pos	Split 1		Split 2		Split 3		Split 4		LAP		Ideal	Fastest
	Name	Time	Name	Time	Name	Time	Name	Time	Name	Time		
1	M. CROKER	13.045	O. BAYLISS	15.680	O. BAYLISS	32.713	M. CROKER	31.720	M. CROKER	1:33.519	1:33.657	
2	Y. SHAW	13.087	R. BATTYE	15.778	S. NICHOLSO	32.774	O. BAYLISS	32.087	O. BAYLISS	1:33.599	1:33.833	
3	R. BATTYE	13.093	S. NICHOLSO	15.813	Y. SHAW	32.805	R. BATTYE	32.115	R. BATTYE	1:34.021	1:34.299	
4	O. BAYLISS	13.119	M. CROKER	15.896	M. CROKER	32.858	Y. SHAW	32.298	Y. SHAW	1:34.139	1:34.485	
5	S. NICHOLSO	13.310	J. PASSFIELD	15.926	R. BATTYE	33.035	S. NICHOLSO	32.306	S. NICHOLSO	1:34.203	1:34.262	
6	J. PASSFIELD	13.314	Y. SHAW	15.949	J. PASSFIELD	33.036	J. PASSFIELD	32.467	J. PASSFIELD	1:34.743	1:34.833	
7	B. HOCKING	13.802	B. HOCKING	16.238	B. HOCKING	34.202	B. HOCKING	32.977	B. HOCKING	1:37.219	1:37.513	
8	S. CRUMP	13.805	D. THOMAS	16.354	S. CRUMP	34.255	S. CRUMP	33.038	S. CRUMP	1:37.597	1:37.753	
9	D. THOMAS	13.910	S. CRUMP	16.499	D. THOMAS	34.308	D. THOMAS	33.151	D. THOMAS	1:37.723	1:38.016	
10	G. FARRELL	14.150	G. FARRELL	16.975	C. DOBIE	35.347	G. FARRELL	33.888	G. FARRELL	1:40.738	1:41.425	
11	C. DOBIE	14.351	C. DOBIE	17.424	G. FARRELL	35.725	C. DOBIE	34.674	C. DOBIE	1:41.796	1:42.439	
12	T. RYAN	15.061	T. RYAN	18.221	T. RYAN	37.754	T. RYAN	35.686	T. RYAN	1:46.722	1:47.139	


*Scott Laing*  
 Chief Time Keeper - Scott Laing

Clerk of Course - Simon Maas

Computime Race Timing Systems Pty Ltd © 1996  
 Licensed to Computime Race Timing Systems

[www.computime.com.au](http://www.computime.com.au)

COMPUTIME RACE TIMING SYSTEMS PTY LTD





# Winton Motor Raceway : OFFICIAL TEST : April 11 & 12

## SUPERSPORT 300 / YAMAHA R3 CUP

### Combined Practices

### MERGED CLASSIFICATION

Date: 12/04/17

Printed at: 15:58

Pos	No	Name	Class	Machine	Event P01	Event P04	Event P07	Event P10	Event P13	Event P16	Event P19	Event P22	Fastest Lap	Fastest Speed
1	93	Drew SELLS (VIC) / Race Center / Peter Stevens Motorcycles / Oilee Racing / Rubick	U300	Kawasaki Ninja 300	1:38.471	1:36.572	1:35.111	1:34.805	1:33.874	1:33.207	1:35.052		1:33.207	159
2	86	Oliver BAYLISS (QLD)	U300	Kawasaki Ninja 300	1:39.487	1:35.681	1:35.344	1:34.279	1:34.043	1:34.311	1:33.557	1:33.833	1:33.557	161
3	41	Max CROKER (NSW) / KTM Australia / Nolan / Ron Angel Classic Racing / Gold n Tint Signage	O300	KTM RC 390	1:39.629	1:36.456	1:35.803	1:35.321	1:34.988	1:33.597	1:34.201	1:33.657	1:33.597	163
4	39	Scott NICHOLSON (VIC) / G. Williams Motorcycle Engineering / Traction Control Suspension	U300	Kawasaki Ninja 300	1:39.525	1:35.941	1:34.853	1:35.295	1:34.259	1:33.861	1:34.532	1:34.262	1:33.861	160
5	33	Reid BATTYE (NSW) / DB Racing / IPONE / Ficeda Accessories / Shark Helmets / Falco / IXON	U300	Kawasaki Ninja 300					1:36.665	1:34.767	1:34.412	1:34.299	1:34.299	160
6	333	Yannis SHAW (NSW) / BCperformance Junior Team / LandscapeSupplies.com.au / Ipone	U300	Kawasaki Ninja 300	1:42.582	1:39.480	1:37.921	1:36.377	1:37.054	1:35.107	1:35.083	1:34.485	1:34.485	158
7	42	Jack PASSFIELD (NSW) / Stay Upright / GASD Suspension / D Moto / Valley Fitness / Link Int.	O300	Yamaha R3 321					1:38.843	1:36.796	1:36.334	1:34.833	1:34.833	156
8	152	Dan THOMAS (NSW) / LTR / Inglis Racing / Marriott Smash Repair / Super Moto Armidale	O300	Yamaha R3 321	1:46.106	1:40.941	1:39.422	1:39.827	1:38.037	1:36.242	1:37.140	1:38.016	1:36.242	156
9	34	Boyd HOCKING (VIC) / DPH Motorsport Yamaha	O300	Yamaha R3 321	1:47.400	1:41.808	1:39.872	1:39.095	1:39.510	1:39.114	1:37.595	1:37.513	1:37.513	157
10	57	Seth CRUMP	O300	KTM RC 390	1:47.488	1:42.063	1:40.825	1:40.373	1:40.082	1:39.390	1:40.158	1:37.753	1:37.753	160

Chief Time Keeper - Scott Laing

Clerk of Course - Simon Maas





ASBK.COM.AU f t i y

# Winton Motor Raceway : OFFICIAL TEST : April 11 & 12

## SUPERSPORT 300 / YAMAHA R3 CUP

### Combined Practices

### MERGED CLASSIFICATION

Date: 12/04/17

Printed at: 15:58

Pos	No	Name	Class	Machine	Event P01	Event P04	Event P07	Event P10	Event P13	Event P16	Event P19	Event P22	Fastest Lap	Fastest Speed
11	337	Gregory FARRELL (NSW) / BCperformance / Landscapesupplies.com.au	U300	Kawasaki Ninja 300	1:46.445	1:43.060	1:42.637	1:42.852	1:42.469	1:41.565	1:41.610	1:41.425	1:41.425	155
12	31	Chris DOBIE (NSW) / AMCN / Pirelli / YMF / Fred Gassit Yukkarn	O300	Yamaha R3 321					1:43.569	1:43.215	1:42.355	1:42.439	1:42.355	148
13	53	John HENDERSON	O300	Yamaha R3 321	1:46.236	1:44.785	1:44.675	1:44.154					1:44.154	153
14	70	Troy RYAN	O300	Yamaha R3 321	2:00.283	1:53.473	1:50.665	1:49.475	1:47.263	1:47.527	1:52.805	1:47.139	1:47.139	155

Chief Time Keeper - Scott Laing

Clerk of Course - Simon Maas